

# ELDRIDGE PRODUCTS, INC.

2700 Garden Road, Building A  
Monterey, California 93940



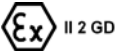



Fax 831/648-7780  
Telephone 831/648-7777  
Email sales@epiflow.com  
Internet www.epiflow.com

## Series 8600MP–8700MP

Master-Touch™ Series 8600MP–8700MP flowmeters are inline style instruments with all electronics mounted integrally on the flow section. The standard configuration includes a 2-line, 16-character display and LightWIRE™ infrared communications capability. All input power and signal output connections are accessible through the double-sided enclosure. Flow sections for pipes ¾" and larger have flow straightening screens as standard. Flow sections for pipes up to 2½" have MNPT ends as standard; flow sections for pipes 3" and up have ANSI 150lb. Class flanges as standard. Depending on the line size, a variety of alternatives are available, including ANSI 300lb. and DN flanges, butt ends, tri-clover fittings, etc. Consult factory for details.

## Specifications

Linear signal output .....	0–5 VDC & 4–20 mA
Signal Interface .....	RS232 & RS485
Accuracy, including linearity (Ref.: 21°C)* .....	±[1% of Reading + (.5% + .02%/°C of Full Scale)]
Repeatability .....	±0.2% of Full Scale
Sensor response time .....	1 second
Turn down ratio .....	100:1 minimum
Electronics temperature range.....	0°–50°C (32°–122°F), extended temperature optional
Gas temperature range* .....	-40°–200°C (-40°–392°F), extended range available
Gas pressure effect.....	Negligible over ± 20% of absolute calibration pressure
Pressure rating maximum .....	500 PSI Std., > 500 PSI special
Input power requirement .....	24VDC @ 250mA 115 VAC 50/60 Hz optional 230 VAC 50/60 Hz optional
Flow Transmitter power requirements .....	5 watts maximum
Wetted materials .....	316 Stainless Steel (Hastelloy optional)
Standard temperature & pressure (STP) .....	70°F & 29.92" Hg (Air .075 lb./cubic foot)
NIST traceable calibration .....	Standard
Flow Transmitter enclosure:	
Class I Division 1 Groups B, C and D; Class II E, F and G; Class III; Type 4X, 7; Ex d IIC; AEx d IIC, IP66; EEx d IIC, IP66; T2 (consult factory for T3 or T4).	
Certified to US requirements; Certified to Canadian requirements	
Certified to European ATEX requirements	  

\* The accuracy specification applies to the instrument only. EPI is not responsible for measurement errors due to flow profile irregularities caused by installation piping configurations, corrosion on inner pipe surfaces, valve placement, etc.

\*\*SSM option required for 100°–200°C (212°–392°F)

Specifications subject to change without notice.

S2005–8600MP.doc

**GAS MASS FLOW MEASUREMENT & CONTROL INSTRUMENTATION**

*"We work as hard as our meters"*

